

PIEDRAS
STONES

AMALFI






BEIGE



BLANCO



ANTRACITA



GRIS

REVESTIMIENTO / WALL TILES **AMALFI**



RC	33,3x90cm 13,1"x35,4"
-----------	--------------------------

Beige	RB1113
Blanco	RB1113
Gris	RB1113



Mosaic Beige RB1114



Mosaic Blanco RB1114



Mosaic Gris RB1114



Decorado Amalfi Warm




Decorado Amalfi Cold




PORCELÁNICO / PORCELAIN **AMALFI**


SLIP-STOP



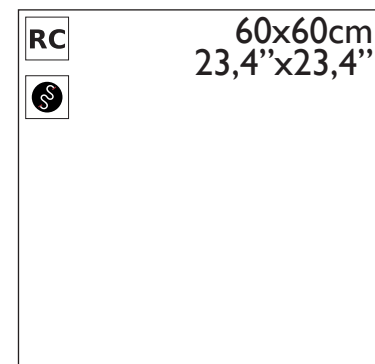
Beige	PP2302
Blanco	PP2302
Gris	PP2302
Antracita	PP2303



Beige	PP2402
Blanco	PP2402
Gris	PP2402
Antracita	PP2403



Beige	PP1302
Blanco	PP1302
Gris	PP1302
Antracita	PP1303



Beige	PP2602
Blanco	PP2602
Gris	PP2602
Antracita	PP2603



AMALFI BEIGE / MOSAIC BEIGE / BEIGE
33,3x90cm / 60x60cm

		PALET NORMAL										
		Formato	Pzas/Cj	M2/Cj	Kg/Cj	Pzs/m2	Kg/m2	Altura	Pzas/Pal	Cjas/Pal	M2/Pal	Kg/Pal
REVESTIMIENTO CERÁMICO	WALL TILES	20X60	13	1,56	22,50	8,33	14,42	90	832	64	99,84	1.455,00
		25X40	16	1,60	25,42	10,00	15,89	110	1.024	64	102,40	1.640,00
		25X40 - Piedras	16	1,60	24,69	10,00	15,43	110	1.024	64	102,40	1.610,00
		25X50	13	1,63	26,04	8,00	16,03	110	832	64	104,00	1.680,00
		25X50 Relieves	11	1,38	24,48	8,00	17,80	110	704	64	88,00	1.580,00
		25X50 Relieves	12	1,50	24,48	8,00	16,32	110	768	64	96,00	1.580,00
		25X75	7	1,31	24,44	5,33	18,62	85	315	45	59,06	1.120,00
		30x60	7	1,26	17,50	5,56	13,89	100	448	64	72,62	1.380,00
PAVIMENTO GRES	FLOOR TILES	33.3X33.3	13	1,45	24,78	8,97	17,11	77	702	54	78,22	1.360,00
		33.6X33.6 ESP.	10	1,12	22,28	8,85	19,86	77	540	54	60,62	1.230,00
		33.33X33.33 ESP. ANTIHIELO	9	1,00	22,17	9,00	22,17	77	486	54	54,00	1.220,00
		45X45	7	1,42	25,38	4,93	17,88	100	448	64	90,88	1.650,00
		45X45 - Relieves	7	1,42	24,71	4,93	17,40	100	448	64	90,88	1.605,00
		20,5X61,5	9	1,13	21,25	7,93	18,73	92	576	64	72,62	1.380,00
		24X95	6	1,37	31,39	4,39	22,95	82	336	56	76,81	1.790,00

		EUROPALET										
		Formato	Pzas/Cj	M2/Cj	Kg/Cj	Pzas/m2	Kg/m2	Altura	Pzas/Pal	Cjas/Pal	M2/Pal	Kg/Pal
REVESTIMIENTO CERÁMICO	WALL TILES	20x60	13	1,56	22,50	8,33	14,42	93	624	48	74,88	1.100,00
		25x40	16	1,60	25,42	10,00	15,89	113	768	48	76,80	1.240,00
		25x40 - Piedras	15	1,50	24,69	10,00	16,46	113	768	48	76,80	1.205,00
		25x50	13	1,63	26,04	8,00	16,03	113	624	48	78,00	1.270,00
		25x50 Relieves	11	1,38	24,48	8,00	17,80	113	528	48	66,00	1.195,00
		25x50 Relieves	12	1,50	24,48	8,00	16,32	113	576	48	72,00	1.195,00
		25x75	7	1,31	24,44	5,33	18,62	88	315	45	59,06	1.120,00
		30x60	7	1,26	17,50	5,56	13,89	73	336	48	60,48	860,00
PAVIMENTO GRES	FLOOR TILES	33,3x100	4	1,32	23,64	3,00	17,91	80	200	50	66,00	1.200,00
		33.3x33.3	13	1,45	24,78	8,97	17,11	80	598	46	66,63	1.160,00
		33.5x33.5 ESP.	10	1,12	22,28	8,85	19,86	80	460	46	51,62	1.045,00
		33.33x33.33 ESP. ANTIHIELO	9	1,00	22,17	9,00	22,17	80	414	46	46,00	1.040,00
		45x45	7	1,42	25,38	4,93	17,88	103	364	52	73,84	1.340,00
		45x45 - Relieves	7	1,42	24,71	4,93	17,40	103	364	52	73,84	1.305,00
		20,5x61,5	9	1,13	21,25	7,93	18,73	95	576	64	72,62	1.380,00
		24x95	6	1,37	31,39	4,39	22,95	85	216	36	49,25	1.150,00
PORCELÁNICO	PORCELAIN TILES	30x60	7	1,26	22,92	5,56	18,19	73	336	48	60,48	1.120,00
		45x45	7	1,42	25,10	4,93	17,67	103	364	52	73,84	1.325,00
		60x60 20mm RC	2	0,71	28,47	1,41	40,21	73	72	36	25,49	1.045,00
		60x60 RC	4	1,41	28,47	2,82	20,11	73	80	40	57,12	1.230,00
		60x60	4	1,44	30,83	2,78	21,41	73	144	36	51,84	1.130,00
		37x75	4	1,11	22,50	3,60	20,27	88	216	54	59,94	1.235,00
		75x75 RC	2	1,09	22,91	1,83	21,02	87	96	48	52,32	1.120,00
		50X100	2	1,00	20,21	2,00	20,21	63	108	54	54,00	1.110,00
		60x120 RC	2	1,43	30,25	1,40	21,18	73	80	40	57,12	1.230,00
		100x100 RC	2	1,99	42,14	1,00	21,17	109	56	28	55,72	1.200,00
		15x90	9	1,22	23,33	7,41	19,20	73	432	48	58,32	1.140,00
		23,3x120	4	1,12	22,96	3,58	20,53	83	216	54	60,39	1.260,00
		25x100 RC	5	1,243	24,56	4,02	19,76	83	225	45	55,93	1.125,00
		23x120 RC	4	1,085	21,94	3,68	20,20	82	216	54	58,59	1.205,00
30x150 RC	3	1,35	28,57	2,23	21,23	73	126	42	56,51	1.220,00		
22,7x208,1 RC	2	0,945	20,95	2,11	22,17	81	120	60	56,70	1.290,00		